

# JOOMLA DAY STRASBOURG

## **JMS MULTI SITES** for joomla!

Extends joomla! with the multisites functionalities  
« Overview presentation ».



Joomla Day Strasbourg

24<sup>th</sup> and 25<sup>th</sup> march 2012



**JMS MULTI SITES**

Joomla day Strasbourg 24th and 25th march 2012.



[www.jms2win.com](http://www.jms2win.com)

13-Mar-2012

MULTISITE® and copyright 2012 Edwin2Win sprlu - all right reserved

# WHAT MAKES UP A DYNAMIC WEBSITE ?

## Dynamic Website

### Static part

The software that is used to display the web page can be considered as static.  
This is the Joomla and the extensions PHP code.



### Dynamic part

The data represent the dynamic content of a website and is generally saved in a data base with sometime additional files on the disk like images, vidéos, ...



# COMPARISON WITH OTHER APPLICATIONS



For everybody, this is normal that a word processing application allows to manage several word document. It would be abnormal to install the word application each time that you want to create a new word document.



## With Jms Multi Sites

The idea with Jms Multi Sites is to do the same with Joomla. Why should we install Joomla each time that we want to create a website.

The idea is to install Joomla! **only once** to build several websites !

# WHAT IS JMS MULTI SITES ?

## 1 SUPER SWITCH

Single installation

1 installation JOOMLA  
1 Installation Template  
1 Installation Components  
1 Installation Modules  
1 Installation Plugins

[www.jms2win.com](http://www.jms2win.com)

MASTER

Sharing of  
extensions  
(Users, forum,...)

[www.faq2win.com](http://www.faq2win.com)

[www.websitedesigner.be](http://www.websitedesigner.be)

[www.edwin2win.com](http://www.edwin2win.com)

Sharing of  
directories



# PROCESSING WITH AN HTTP SERVER

Concept with JMS Multi Sites



Concept without JMS Multi Sites

# SHARING OF DIRECTORIES

## SHARING OF DIRECTORIES : SYMBOLIC LINKS

*Short-cut (windows)  
Alias (Macintosh)*



Single  
Joomla maintenance !

# SHARING OF EXTENSIONS

## SHARING MySQL TABLE



### Advantages:

#### Single instance of the Data

No need to synchronize data

Reduct the risks of inconsistency (or missing synchronization)

Link (share) MySQL tables

Require MySQL 5.0 or higher

Require MySQL user privileges

# SECURITY AND PROPOSED ARCHITECTURE

The MASTER must be considered as a **repository** or a **library** where all the extensions are installed.



**Security** of Joomla!  
= the security of the **less secured extension**

Components, modules, plugins

$$\infty = \infty \infty \infty \infty \infty \infty \infty$$

The global strength of a chain  
= the strength of the weakest element of a chain

Extensions installation

Fresh slave

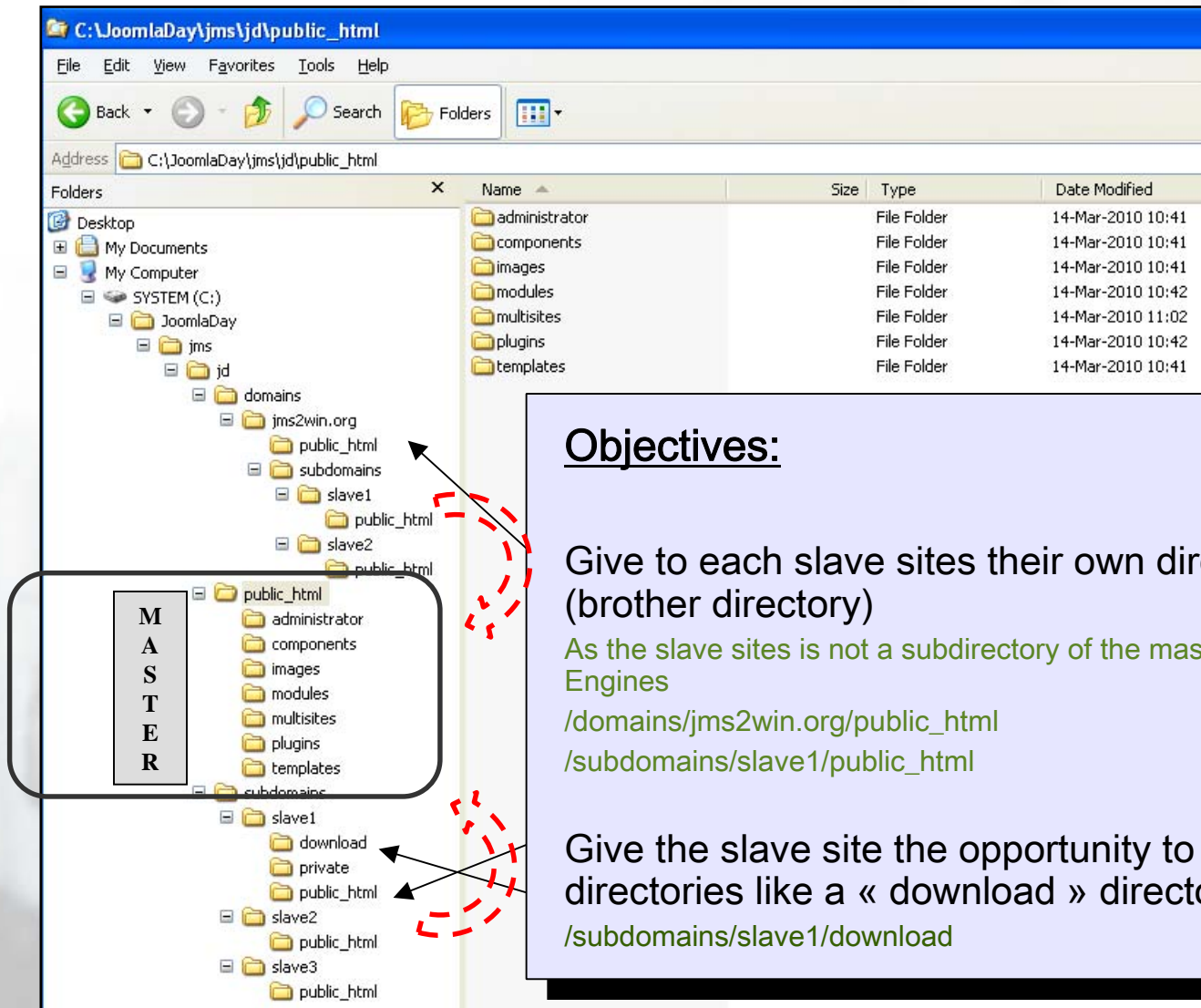
Rules & templates

Template of websites

Front-end  
Website  
creation



# PROPOSED ARCHITECTURE



## Objectives:

Give to each slave sites their own directory beside the master (brother directory)

As the slave sites is not a subdirectory of the master then it is not seen by Search Engines

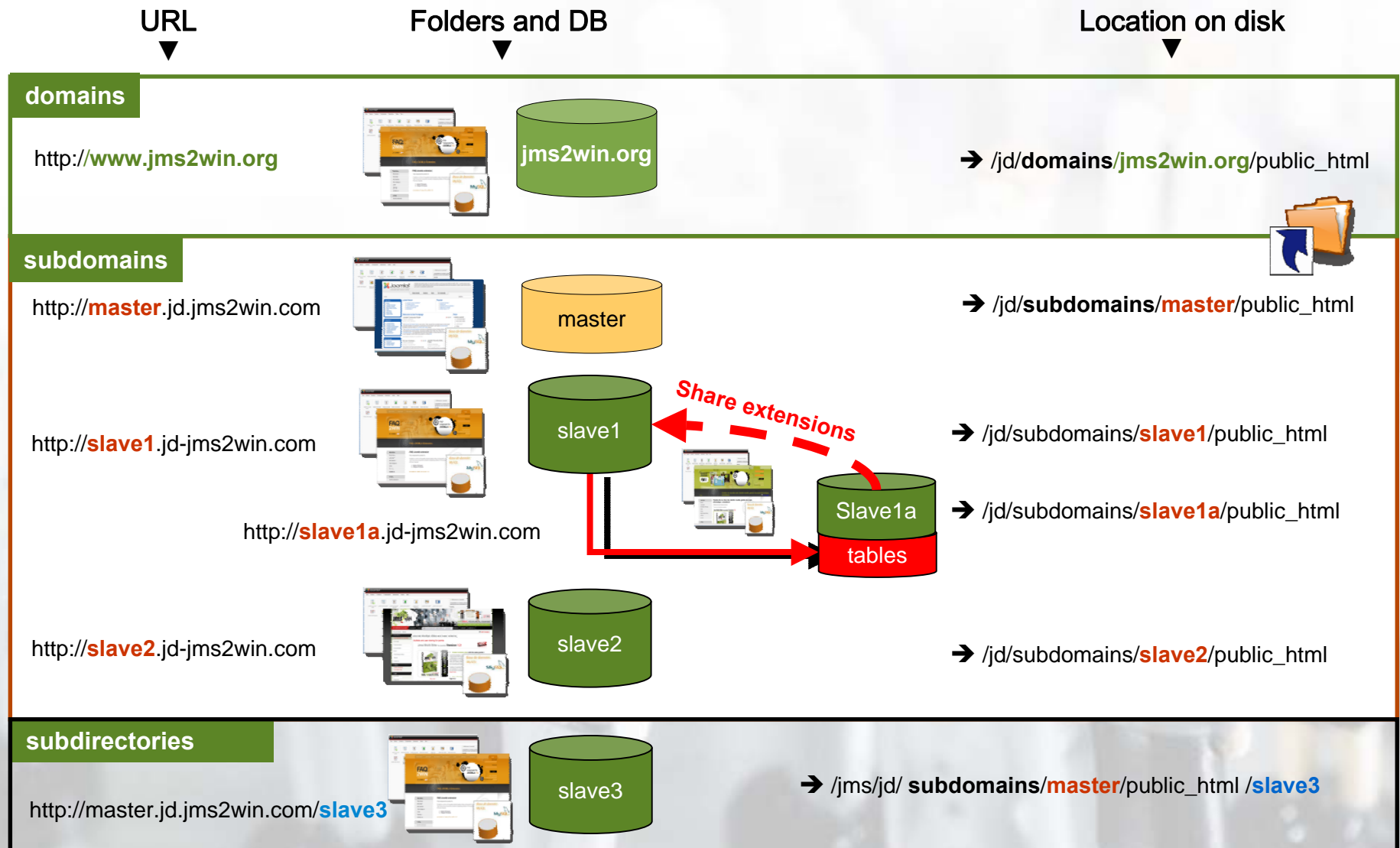
/domains/jms2win.org/public\_html

/subdomains/slave1/public\_html

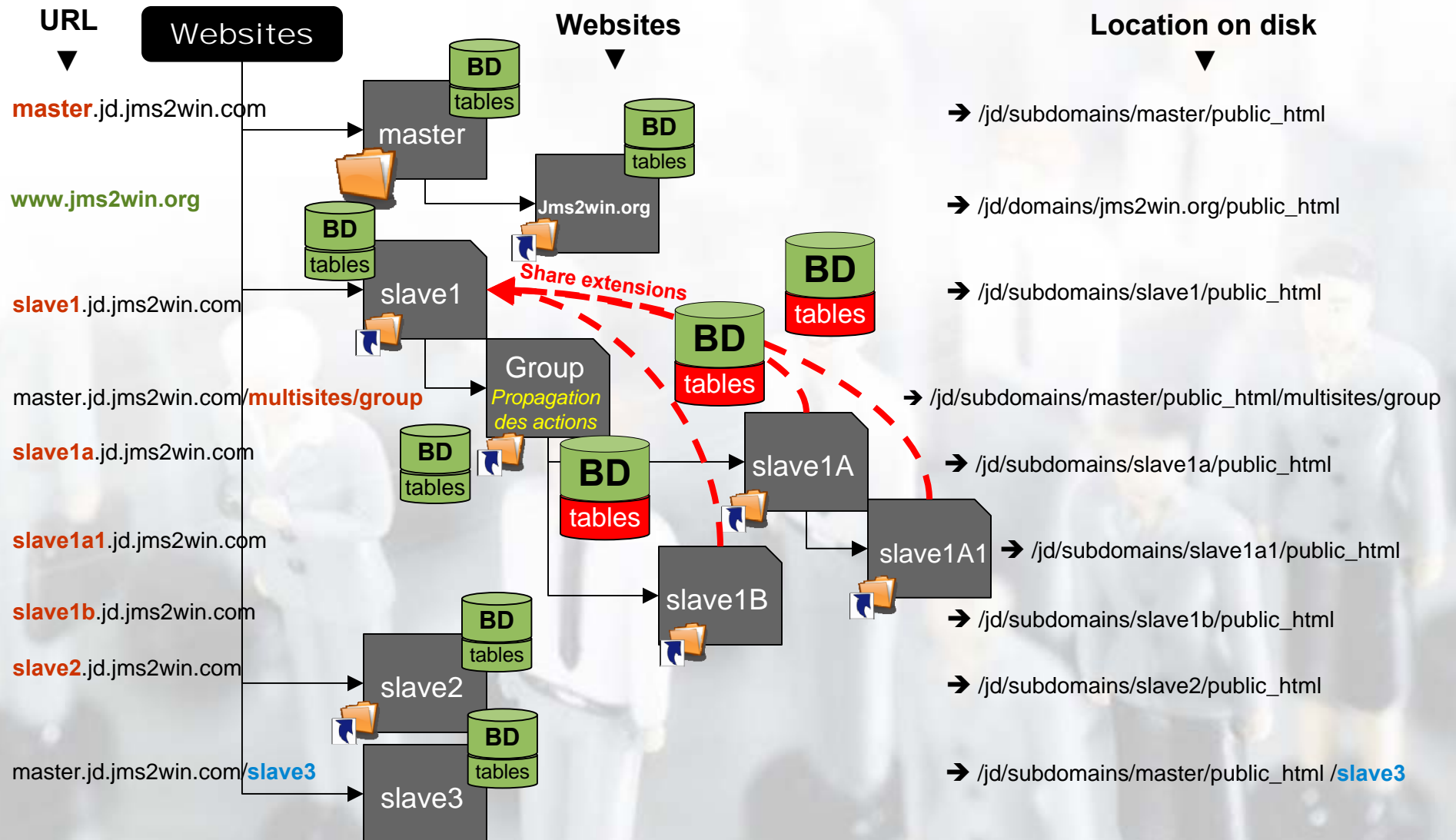
Give the slave site the opportunity to have « private » directories like a « download » directory

/subdomains/slave1/download

# PROPOSED ARCHITECTURE

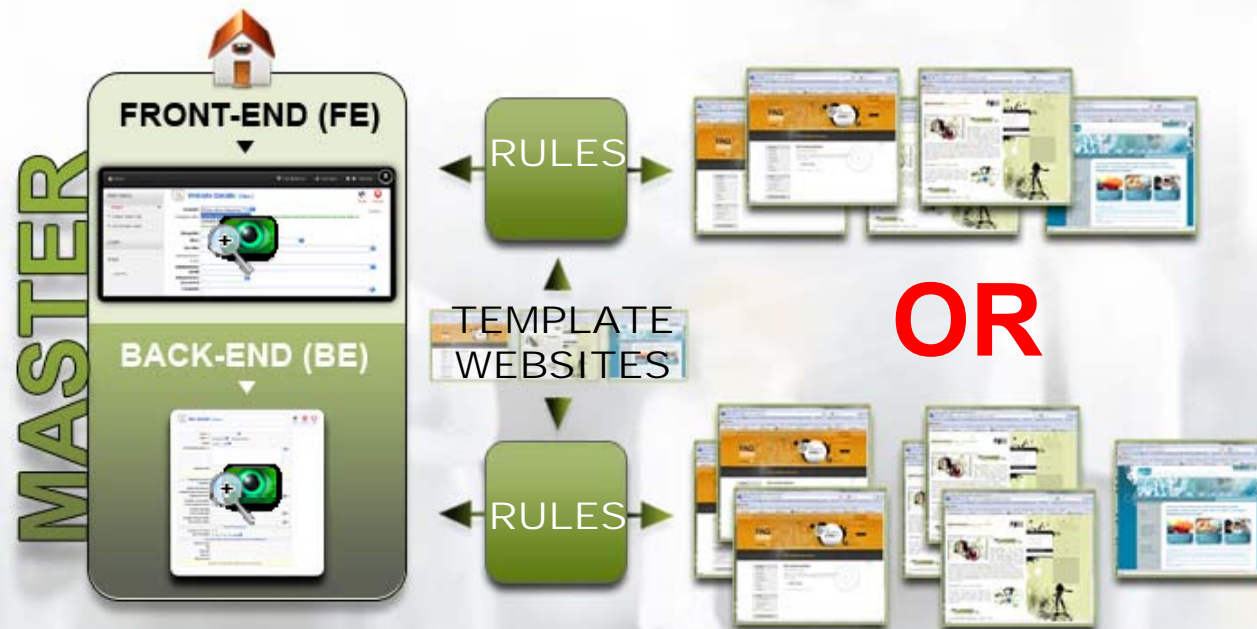


# EXAMPLE OF SLAVE SITES DEPENDENCIES



# WHAT JMS MULTI SITES CAN DO ?

## CREATION OF WEBSITES from the front-end or back-end



### FRONT-END

The objectives are to reduce the number of parameters that a user need to enter and therefore reduce the risk of hacking.

Use of rules to convert templates of existing websites into new websites.

### BACK-END

Also used to create fresh slave sites.

Have the access to all parameters.

# OPPORTUNITIES JMS MULTI SITES

## FRONT-END FORM

The screenshot shows a web browser window with a dark header bar containing a 'Home' link, a shopping cart icon with '0 items', and links for 'Font Style' and 'Text Size'. A 'Main Menu' sidebar on the left lists 'Home', 'Create Slave Site', 'List of slave sites', 'Login', and 'Log out'. The main content area is titled 'Website Details: [ New ]' and contains a form with the following fields: 'Template' (a dropdown menu showing 'Demo slave site price 1'), 'Template info' (a text area with 'Demo slave site price 1' and 'Sample test 2'), 'Site prefix' (a text input), 'Alias' (a text input), 'Site title' (a text input), 'Administrator login' (a text input), 'Administrator email' (a text input), 'Administrator password' (a text input), and 'Comment' (a text input). There are 'Save' and 'Cancel' buttons in the top right corner of the form area.

## OBJECTIVES :

Select existing websites as template to create new sites

Provide an identifier (prefix) to create a new unique website.

Provide the website title.

Reduce the number of parameters to reduce the risk of security vulnerability. Preferred to use fields that will be used to compute real values instead of request the real values.

## WEBSITE TYPES :

**Free**

**Billable** : The bridge to VirtueMart is used to process the orders and payments.



**JMS MULTI SITES**

Joomla day Strasbourg 24th and 25th march 2012.



www.jms2win.com

13-Mar-2012

Page : 8.1

MULTISITE® and copyright 2012 Edwin2Win sprlu - all right reserved

# OPPORTUNITIES JMS MULTI SITES

## BASIC WEBSITE CREATION

from the back-end and using the default Jms Multisites rules.

The screenshot shows the 'Site Details: [New]' form. Key fields include: Site ID (text input), Status (radio buttons: Confirmed, Payment reference), Content (radio buttons: Content), List of domain names (text input), Expiration date (text input), Template (dropdown menu), Master site directory (text input), Template deployed directory (text input), Template create directory (text input), Template alias link (text input), Template aliases folder (text input), New aliases folder (text input), Template FTP enable (radio buttons: Default, Yes, No), New FTP enable (radio buttons: Yes, No, Default), and parameters for the new directory (host, prefix, user, password). A note at the bottom states: 'Remark: Save operation will create a new directory'.

Provide a « site ID »

This is a mnemonic.

Provide the list of domain name(s)

- www.domain.com
- subdomain.domain.com
- www.domain.com/subdirectory

Deploy directory

This is the location that you have (or will) defined in your HTTP Server.

# CREATE A TEMPLATE

## A template defines

What to copy ?

How to copy ?

## COMMON

Set of fields that can be computed based on « keywords ».

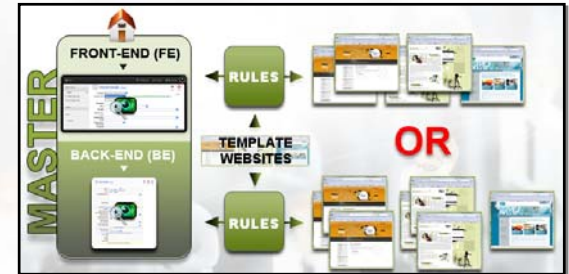
## Select website to replicate

- Fresh slave (no replication)
- Master
- Slave sites with DB



## Templates

RULES

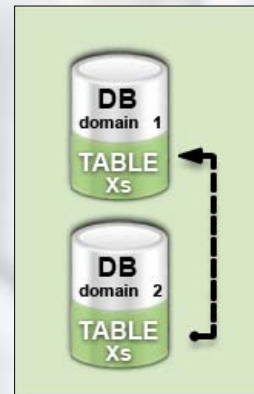
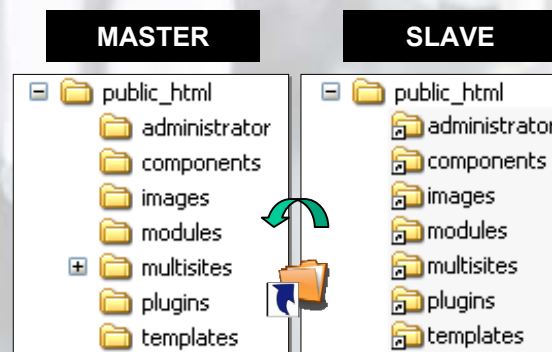


## SHARING OF EXTENSIONS

Defines which extension must be shared.


## FOLDERS SHARING

Defines the new directory structure.



Linked tables

# CREATION D'UN MODELE

 **Détails du modèle de site: [ New ]**

Commun Répertoires et fichiers Sharing


ID:

Groupe:

Durée de validité:  Jours

Nombre max de sites par utilisateur:

URL de redirection en cas d'expiration:

 **Détails du modèle de site: [ New ]**

Commun Répertoires et fichiers Sharing

ID:

Groupe:

Durée de validité:  Jours

Nombre max de sites par utilisateur:

URL de redirection en cas d'expiration:

Reference produit:

Titre:

Description:

Liste des noms de domaine:

Recevoir dans une même base de données les tables d'un site existant pour utiliser un nouveau prefix de table

Site utilisé comme modèle:

ID des nouveaux sites:

Nom de l'administrateur:

Partage complet du site: ☐

Nouveau nom de serveur BD:

Nouveau nom de BD:

Nouveau nom d'utilisateur BD:

Nouveau mot de passe BD:

Nouveau prefix de table:

Répertoires spécifiques

Répertoire du site principal:

Chemin vers le dossier fichiers:

Chemin vers le dossier images:

Répertoire des thèmes:

Restreindre par accès FTP

Activation FTP: ☐

Adresse FTP:

Port FTP:

Utilisateur FTP:

Mot de passe FTP:

Chemin FTP:

Champ requis pour que le modèle soit disponible à partir du front-end

Joomla! 2.5.1

Joomla! est un logiciel libre distribué sous licence GNU/GPL

# TEMPLATES (RULES)

## COMMON

Set of fields that can be computed based on « keywords ».

*For example:*

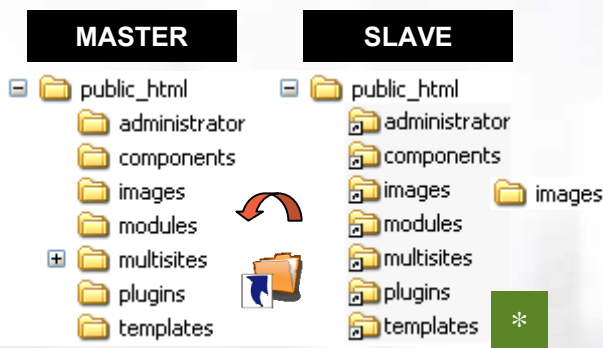
- Select a website to replicate and change some fields
- Domain name = {site\_url}/multisites/{site\_id}
- New table prefix = {site\_id}\_
- Deploy folder = {site\_dir}

### Possible keywords

- {user\_id} : This is the Joomla user identifier
- {site\_id} : Site identifier
- {site\_alias} : Site alias given by the front-end user
- {root} : Absolute path on where is installed the current website
- {multisites} : Absolute path to the multisites directory. Equivalent to {root}/multisites
- {site\_dir} : Absolute path of the site directory. Equivalent to {multisites}/{site\_id}
- {rel\_site\_dir} : Relative path of the site directory. Equivalent to multisites/{site\_id}
- {site\_domain} : Field domain for the site
- {site\_url} : URL of the website
- {deploy\_dir} : Absolute path where the site must be deployed.
- {site\_prefix} : Specific site table prefix that a front-end would choose
- {rnd\_psw\_6} to {rnd\_psw\_10} : Random password on a length of 6 to 10 characters
- {rnd\_psw} : Random password on a length of 8 characters
- {reset} : Force to reset the field value (clear it). Is generally used with FTP layer parameters

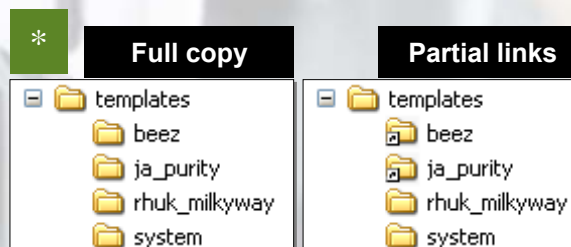
## FOLDERS SHARING

Defines the new directory structure.



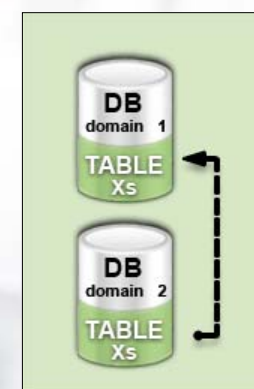
### Actions:

- Create a Symbolic Link
- Ignore the directory
- Create a copy (and optionally use another source)
- Create the directory based on a Zip or Tar.gz
- Special copy (images and templates)
- Directory + subdirectory links
- Rewrite (for htaccess)



## SHARING OF EXTENSIONS

Defines which extension must be shared.



Linked tables

### Remarks:

- When a **front-end** parameters is entered, it is first converted into a back-end parameter.
- Jms Multisites **only process** the **back-end** parameters.

## TEMPLATE - FOLDERS

Define how to create the target directory based on the master directory structure.

Common **Folders and files** Sharing

Show all

#	Action	Folder or File	From file or folder - case of (copy, unzip)
1	ignore: Ignore folder or file SL: Symbolic Link	_installation	<b>Actions:</b> <ul style="list-style-type: none"> <li>Create a Symbolic Link</li> <li>Ignore the directory</li> <li>Create a copy (and optionally use another source)</li> <li>Create the directory based on a Zip or Tar.gz</li> <li>Special copy (images and templates)</li> <li>Directory + subdirectory links</li> <li>Rewrite (for htaccess)</li> </ul>
2	ignore: Ignore folder or file copy: Copy the folder or file	administrator	
3	unzip: Use a tar.gz file mkdir: Create folder	cache	
4	SL: Symbolic Link	components	
5	special: Special copy	images	
6	SL: Symbolic Link	includes	
7	dirlinks: Copy folder with subfolder Links	installation	
8	SL: Symbolic Link	language	
9	SL: Symbolic Link	libraries	
10	mkdir: Create folder	logs	
11	SL: Symbolic Link	media	
12	SL: Symbolic Link	modules	
13	SL: Symbolic Link	multisites	
14	SL: Symbolic Link	plugins	
15	SL: Symbolic Link	rokdownloads	
16	copy: Copy the folder or file	templates	

**MASTER**

- public\_html
  - administrator
  - components
  - images
  - modules
  - multisites
  - plugins
  - templates

**SLAVE**

- public\_html
  - administrator
  - components
  - images
  - modules
  - multisites
  - plugins
  - templates

**Full shared**  
 Action=special copy

**Full copy**  
 Action=copy

**Partial sharing**  
 Action=special copy  
 Template folder = {deploy\_dir}/templates

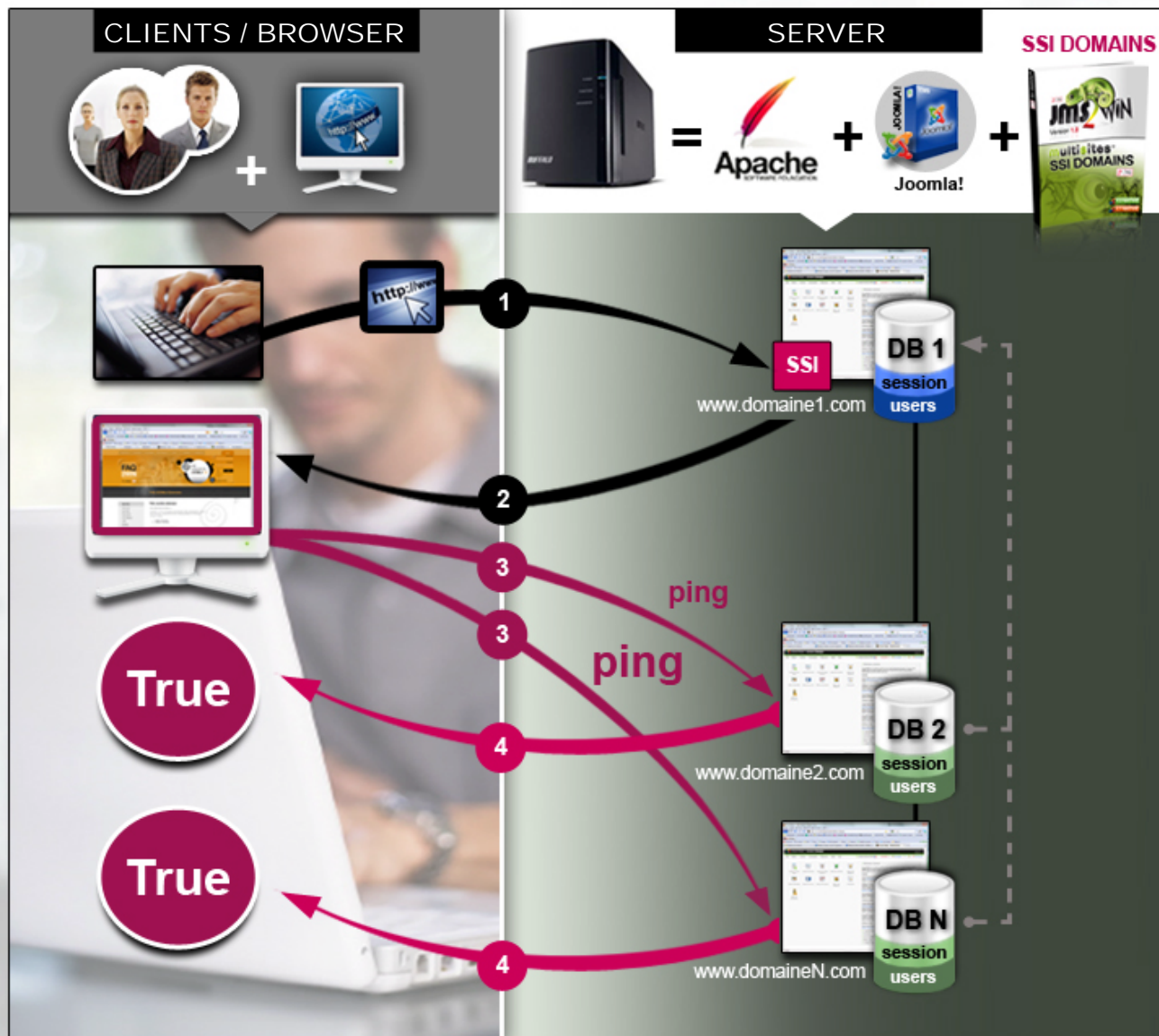
Possibility to have a specific directory for the « images » and « templates ».

# PARTIAL USER SHARING

Gives the possibility to define on which website a shared user has access.

									
	Slave 1			Slave 2			Slave 3		
User A 		Registered						Super Admin	
User B 		Registered		Publisher					
User C 		Super Admin		Registered				Registered	

# CONCEPT OF THE SSI DOMAINES

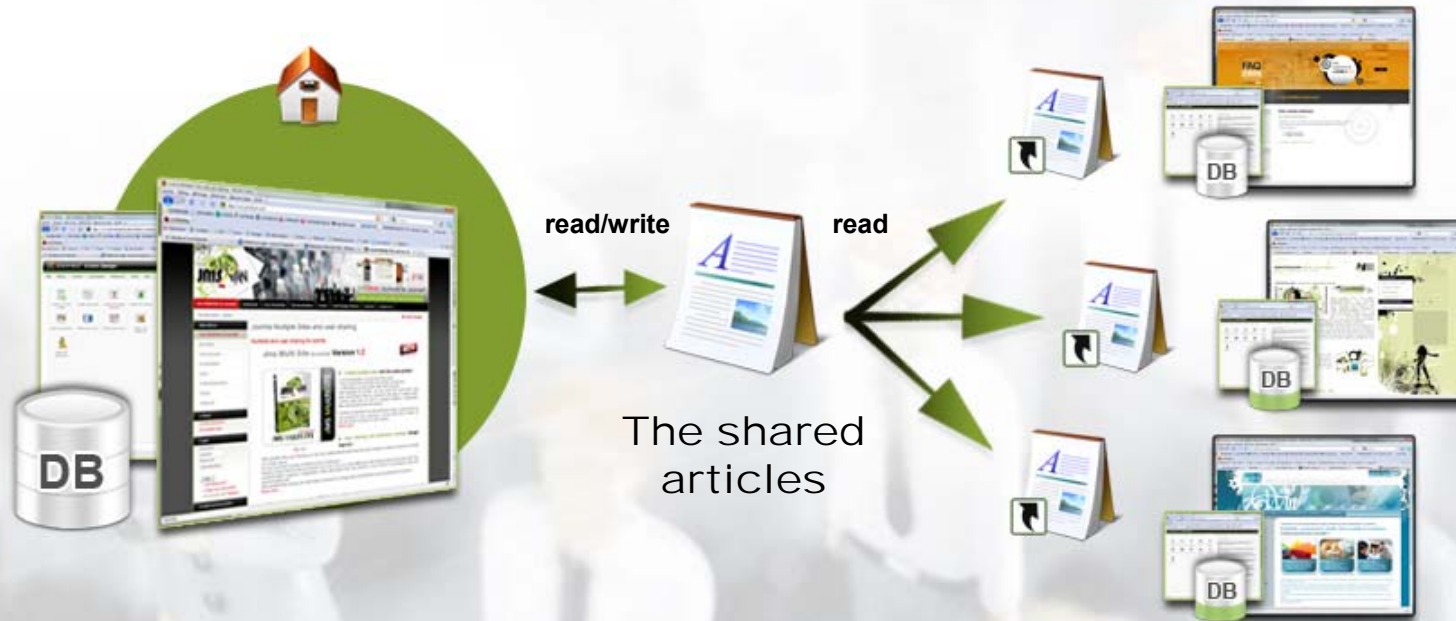


- 1 Post a request to get a page from "domain1.com".
- 2 Receive the HTML page to display in the browser of the user.
- 3 Send info (ping) to the the other domain to remain logged.
- 4 Receive a status relative to the "synchronization".

# ARTICLES SHARING

## ARTICLE SHARING

Possibility to share individual articles, front-page articles, sections and categories.

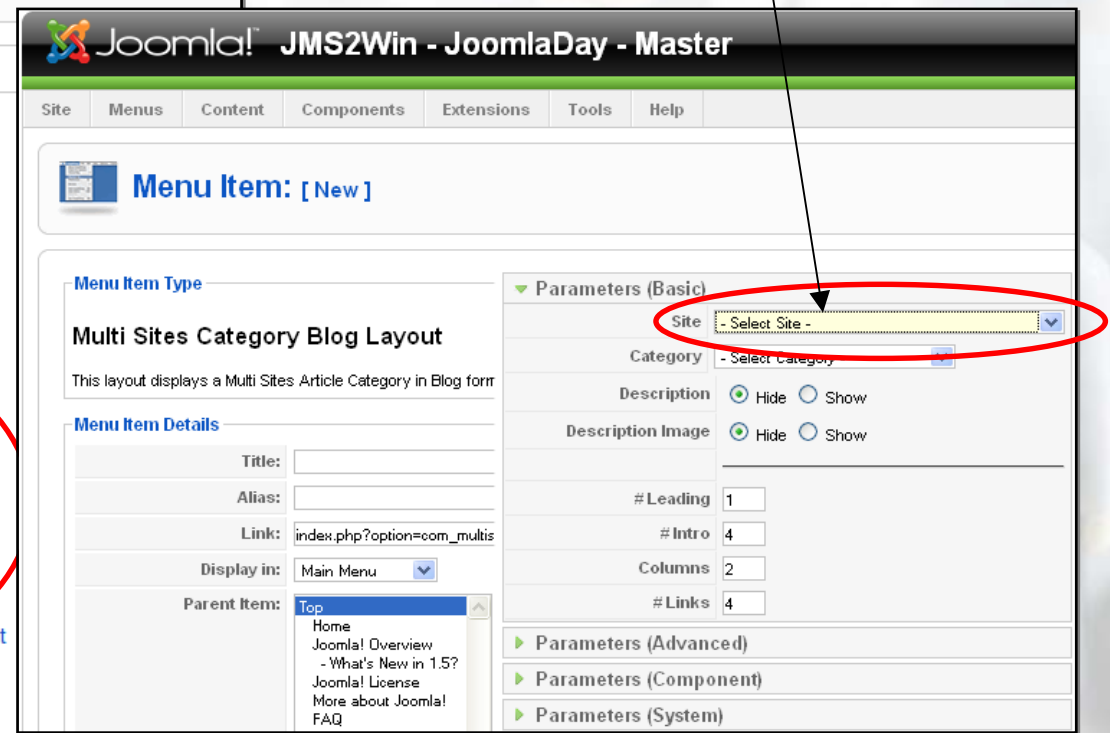
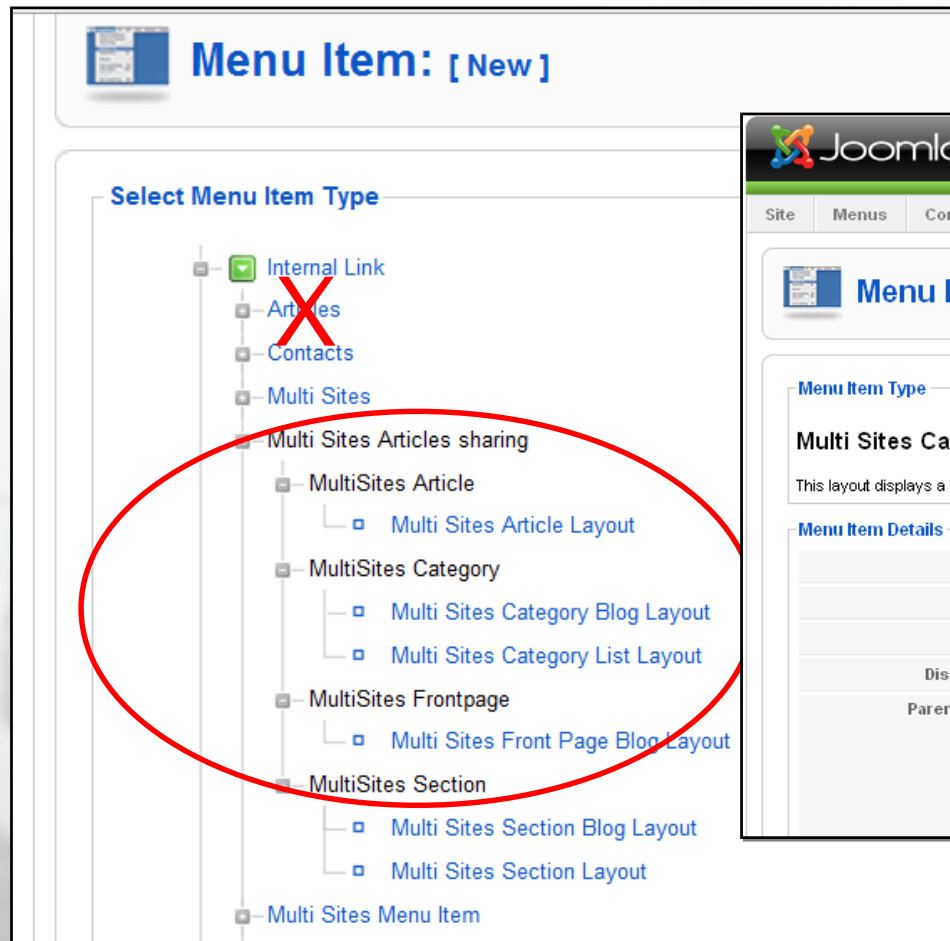


Possibility to select FROM which website the article, category or section must be read. PULL the articles.

# MENU « SHARING OF ARTICLES »

From  
any slaves sites

Slave 1, slave 2, slave 3,...



# ARTICLE SHARING FOR JMS MULTI SITES

Compare the standard joomla with  
« Multi Sites Article Sharing ».

The image shows two Joomla! administrator screenshots side-by-side. The top screenshot is for 'Standard Joomla' and the bottom is for 'Multi Sites Article Sharing'. Both show the 'Menu Item: [New]' form. In the 'Standard Joomla' version, the 'Menu Item Type' is 'Article Layout' and the 'Link' is 'index.php?option=com\_content&view=article'. In the 'Multi Sites Article Sharing' version, the 'Menu Item Type' is 'Multi Sites Article Layout' (highlighted with a red box), and the 'Link' is 'index.php?option=com\_multisitescontent&view=...'. A yellow callout box with a red arrow points to a 'Site' dropdown menu in the 'Parameters (Basic)' section of the bottom screenshot, with the text: 'Multi Sites Articles Sharing adds the selection of the website where the article to display is stored'. The 'Display in:' dropdown is set to 'Main Menu'.

- Require JMS MULTI SITES to retrieve the configurations
- Works with MySQL 4.0
- Can NOT submit an article for another website

# WHO USES JMS MULTI SITE TODAY ?



- Public administrations to equip mayors, cities, districts, departments, ...
- Schools to equip departments, promote projects, provide sites for students to training, ...
- Some large companies with many subsidiaries, representatives, dealers, projects, departments, present in several countries, ...
- Companies who want to use the Multi Level Marketing and create mini-sites for the promotion products, ...
- Online stores with several sites who want to share a single catalog of products, ...
- Websites such as newspapers, local publications, information services and themes destined to specific professions (eg doctor), ...

# WHY USE JMS MULTI SITES ?

## Save time

- To update the content of the websites with benefit of sharing a limited number of extensions and with the sharing of articles.
- To create new websites :
  - With benefit of the templates of websites ready to use.
  - With benefit of the sharing of directories that just require creating a DB when building a new website.
  - With benefit that the final user can create the websites themselves (300 persons \* 1 site is easier than 1 administrateur \* 300 sites).
- To update Joomla and its extensions as there is only one instance of the PHP code.

## Save money

- Multi Level Marketing possibilities. Minisites specialized on some « keyword » to promote the products and therefore increase their sales.
- Reduce disk space with a lower number of files and folders to maintain. (Maybe a solution when the number of iNodes is limited - ie: 250.000).
- Hosting less expensive.
- As you save time, you win money.



**JMS MULTI SITES**

Joomla day Strasbourg 24th and 25th march 2012.



[www.jms2win.com](http://www.jms2win.com)

13-Mar-2012

Page : 18

MULTISITE® and copyright 2012 Edwin2Win sprlu - all right reserved

# OUR OTHER PRODUCTS



[jms2win.com](http://jms2win.com)

Share the users partially between websites.



[mywebsite2win.com](http://mywebsite2win.com)

Portal for the creation of website based on website ready to use.



[jms2win.com](http://jms2win.com)

Allow remaining logged when a user change of domain.



[ws2win.com](http://ws2win.com)

Coming soon : Template for Joomla. Layouts for the Jms Multisites front-end.



**JMS MULTI SITES**

Joomla day Strasbourg 24th and 25th march 2012.



[www.jms2win.com](http://www.jms2win.com)

13-Mar-2012

Page : 19

MULTISITE® and copyright 2012 Edwin2Win sprlu - all right reserved

# CONCLUSION

Thank you to the organizers of **Joomla Day Strasbourg** gave us the opportunity to present our extension

"JMS MULTI SITES".

Thank you again for your attention !



For more information on **JMS MULTI SITES**, come see our videos and visit our website.

**[www.jms2win.com](http://www.jms2win.com)**



**JMS MULTI SITES**

Joomla day Strasbourg 24th and 25th march 2012.



[www.jms2win.com](http://www.jms2win.com)

13-Mar-2012

MULTISITE® and copyright 2012 Edwin2Win sprlu - all right reserved